



SignalOn[®] Series



5RU Chassis
(front view)

Passive Modules L-Band Satellite Splitter Modules (950 MHz to 2.15 GHz)

The L-Band series satellite splitter modules are engineered for high performance in the 950 MHz to 2.15 GHz frequency range. These plain splitter/combiner modules feature dual-port power passing capability for powering LNB's. All L-Band modules are available with precision F connectors, and are NEBS Level 3 compliant.


D3.1/CCAP™
Compliant

1.2 GHz


Specifications

L-Band Satellite Splitter

		N-MLF18	N-MLF14	N-MLF12
MEASUREMENT	FREQUENCY	8-WAY (dB)	4-WAY (dB)	2-WAY (dB)
INSERTION LOSS	950-1450 MHz	10.3 ± 0.5	6.8 ± 0.5	3.7 ± 0.5
	1450-1750 MHz	10.6 ± 0.5	6.8 ± 0.5	3.7 ± 0.5
	1750-2150 MHz	11 ± 0.5	7.1 ± 0.5	3.9 ± 0.5
RETURN LOSS (Min)	950-1450 MHz	18	18	18
	1450-1750 MHz	16	18	18
	1750-2150 MHz	16	16	16
RETURN LOSS (Min) COMMON PORT	950-1450 MHz	17	17	17
	1450-1750 MHz	17	17	17
	1750-2150 MHz	16	16	16
ISOLATION (Min) ADJACENT PORTS	950-1450 MHz	20	20	20
	1450-1750 MHz	20	20	20
	1750-2150 MHz	20	20	20



L-Band Satellite
Splitter (front view)



L-Band Satellite
Splitter (rear view)

Specifications

L-Band Satellite Circuit Splitter		N-MLF24	N-MLF32
MEASUREMENT	FREQUENCY	4-WAY (dB)	2-WAY (dB)
INSERTION LOSS PORTS 1-8 to C-PORT	950-1450 MHz	-6.8 ± 0.5	-3.7 ± 0.5
	1450-1750 MHz	-6.8 ± 0.5	-3.7 ± 0.5
	1750-2150 MHz	-7.1 ± 0.5	-3.9 ± 0.5
RETURN LOSS (Min) PORTS 1-8	950-1450 MHz	-18	-18
	1450-1750 MHz	-18	-16
	1750-2150 MHz	-16	-16
RETURN LOSS (Min) COMMON PORT	950-1450 MHz	-17	-17
	1450-1750 MHz	-17	-17
	1750-2150 MHz	-16	-16
ISOLATION (Min) ADJACENT PORTS	950-1450 MHz	-20	-20
	1450-1750 MHz	-20	-20
	1750-2150 MHz	-20	-20
ISOLATION (Min) ADJACENT CIRCUITS	950-1450 MHz	-70	-70
	1450-1750 MHz	-70	-70
	1750-2150 MHz	-70	-70

Specifications

L-Band Module*

PHYSICAL	
DIMENSIONS	8.5"H x 0.8"W x 3.8"D (21.6H x 2.0W x 9.7D cm)
WEIGHT	1.4 lbs (0.6 kg)
ENVIRONMENTAL	
OPERATING TEMPERATURE	0°C to 50°C (+32°F to 122°F)
STORAGE TEMPERATURE	-40°C to +70°C (-40°F to +158°F)
STORAGE HUMIDITY	20-90% Non-condensing
ELECTRICAL	
DC POWER (Pass Through)	24 VDC at 1 Amp Max.
IMPEDANCE	75 Ω
FREQUENCY RANGE OF OPERATION	950-2150 MHz
EMI (Near Field)	-100 dB Min.
EMI - RADIATED & CONDUCTED EMISSIONS CISPR22	Class A

NOTE:

* Unless otherwise stated by module specific table.

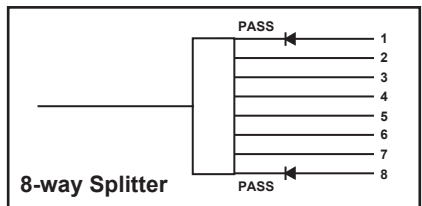
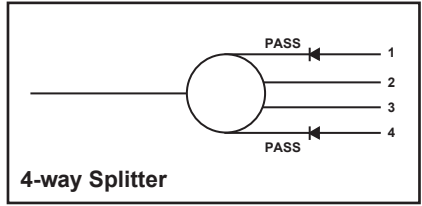
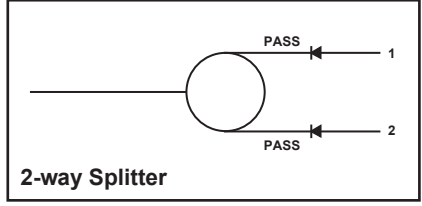
Ordering Information

Example Part Number: **N - MLF 12**
1 2

1: Connector Type: F = F
 2: Configuration: 12 = 2:1
 14 = 4:1
 18 = 8:1
 24 = 2x4:1*
 32 = 3x2:1*

Part Number	Description
L-Band Satellite Splitter Modules	
N-MLF12	F Connector, 2:1 Splitter
N-MLF14	F Connector, 4:1 Splitter
N-MLF18	F Connector, 8:1 Splitter
N-MLF24	F Connector, 2x4:1 Splitter
N-MLF32	F Connector, 3x2:1 Splitter

NOTES:
 * Housed in a single module.
 All L-Band modules feature dual port power passing capability.



Functional Schematics

SignalOn® Series is a registered trademark of ATX in the United States and/or other countries. Products or features contained herein may be covered by one or more U.S. or foreign patents. Other non-ATX product and company names mentioned in this data sheet are the property of their respective companies.

© 2019 by ATX Networks Corp. and its affiliates (collectively "ATX Networks Corp."). All rights reserved. This material may not be published, broadcast, rewritten, or redistributed. Information in this document is subject to change without notice. Rev. 10/19 (ANW1101)



ATX Networks
 Tel: 289.204.7800 | Toll-Free: 866.YOUR.ATX | support@atx.com